

## CHAPTER 7

### ACCURATE FREQUENCY MEASUREMENTS: RELEVANCE TO SOME OTHER AREAS OF METROLOGY\*●

Helmut Hellwig† and Donald Halford†

#### Contents

	Page
7.1. Introduction.....	139
7.2. Accurate Frequency Measurements: Principles and Methods.....	140
7.2.1. Particle Beams.....	141
7.2.2. Storage of Particles.....	141
7.2.3. Saturated Absorption.....	142
7.3. Survey of Accurate Frequency Measurements.....	142
7.4. Significance and Impact of Accurate Frequency Measurements.....	144
7.5. Summary.....	145
7.6. References.....	146
7.7. Selected Bibliography: Future Trends in Accurate Frequency/Time Metrology.....	148

\*This chapter contains essentially the text of an original manuscript entitled "Accurate Frequency Measurements: Survey, Significance, and Forecast" which was published in *PRECISION MEASUREMENT AND FUNDAMENTAL CONSTANTS, Proceedings of the International Conference held at the National Bureau of Standards, Gaithersburg, Maryland, August 3-7, 1970, Nat. Bur. Stand. (U.S.) Spec. Publ. 343*, Edited by Langenberg, D. N., and Taylor, B. N., pp. 17-25 (USGPO, August 1971). We have made some modifications and have updated the material to late 1972 mainly through the use of footnotes.

●Manuscript received April 1, 1973.

†Time and Frequency Division, Institute for Basic Standards, National Bureau of Standards, Boulder, Colorado 80302.

"Time present and time past  
Are both perhaps present in time future,  
And time future contained in time past."

Thomas Stearns Eliot

Accurate frequency measurements in the microwave through the infrared regions as well as the imminent realization of accurate frequency measurements in the near infrared and visible regions are surveyed, and their significance on the system of basic standards and fundamental constants is discussed. An exceedingly accurate redetermination of the speed of light, and a single primary unified standard for frequency, time, and length are imminent possibilities. The further possibility of one primary standard for many (if not all) of the base units exists. Traditional beam techniques, storage methods, and infrared or visible radiation molecular absorptions appear as the most promising candidates for the primary (frequency) standard.

**Key words:** Cesium beam; frequency standards; frequency/time metrology; fundamental constants; International System of Units; length standards; speed of light; unified standard; units of measurements.

## 7.1. INTRODUCTION

The present International System of Units of Measurement (SI) is built on six base units<sup>1</sup> which are related—with one exception (mass)—to fundamental properties of nature: time, length, mass, temperature, electrical current, and luminous intensity<sup>2</sup> [1].<sup>3</sup> Of these the unit of time, or more exactly the unit of time interval, the second, has been in modern times the most accurately<sup>4</sup> known and internationally accepted unit. The simple reason for this is that we are provided by nature

with a unit of time interval: the duration of one day due to the rotation of the earth. Up to the recent past the definition of the second was based on the rotation of the earth and more recently on the revolution of the earth around the sun [2]. The accuracy of the second which can be realized by the definition approaches one part in  $10^9$  for extremely long observation periods (many years) [2, 3]. For shorter observation periods the accuracy is correspondingly worse. Figure 7.1 depicts the development of the accuracy capability of time interval standards since the advent of atomic clocks. Accuracy capability is here expressed as the one sigma combined uncertainty of all bias corrections. The bias corrections are the result of a theoretical and experimental evaluation of each particular standard, whose actual performance always deviates to some degree from the idealized conditions which are adopted in a definition of a base unit.

<sup>1</sup>In October 1971 the General Conference on Weights and Measures (CGPM) voted to adopt the mole as a base unit in the SI, thereby increasing the number of base units from six to seven (see footnote 2). The mole is a measure of the quantity of matter [59].

<sup>2</sup>Of these, only the first four are represented by independent primary base standards. See footnote 17.

<sup>3</sup>Figures in brackets indicate the literature references at the end of this chapter.

<sup>4</sup>By accuracy, we mean the degree to which a physical measurement or its measuring device conforms to a specified definition.

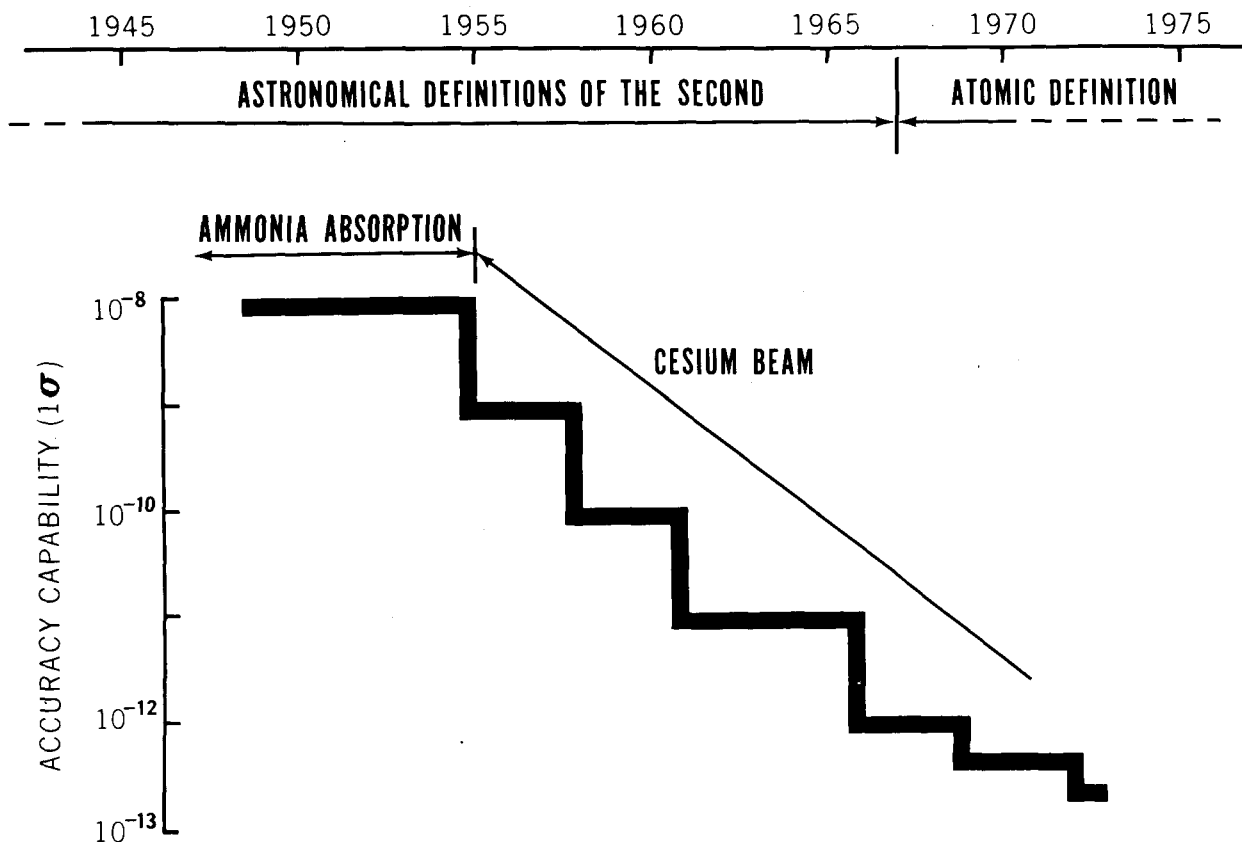


FIGURE 7.1. Historical development of the accuracy capability of the leading quantum electronic time interval/frequency standards, up to early 1973 (for recent values for time interval see ref. [70, 71]).

Figure 7.1 shows that the astronomical definition held its place exclusively until 1948. In that year the first ammonia clock was operated by H. Lyons at the National Bureau of Standards [4]. This clock's performance did not yet surpass that of the astronomical one. However, the advent of the ammonia clock is important for two reasons: Firstly, the unit of time interval could be related for the first time to an (assumed) invariant physical constant, here to the inversion transition in the ammonia molecule, instead of being based solely on the movements of macroscopic celestial bodies which are known to have secular changes (it is possible to correct for some but not all of the secular changes). Secondly, a frequency standard was used to aid in the definition of time interval; i.e., one used the relationship

$$\tau \equiv bv^{-1}, \quad (7.1)$$

and  $b \equiv 1$ , with  $\tau$  and  $\nu$  being the period and frequency of the radiation which is associated with the quantum transition. The unit of time interval, the second, can thus be defined as a certain number of periods of this radiation.<sup>5</sup>

A complete atomic clock system based on a hyperfine transition in cesium was operated and evaluated in 1955 by Essen at the National Physical Laboratory [5] and exceeded the performance of previous standards by one order of magnitude. As indicated in figure 7.1, further improvements in the cesium atomic clock at several laboratories around the world [3], [6-15] pushed its accuracy capability to its current value of better than  $10^{-12}$  [16-19]. This performance of cesium clocks led the 13th General Conference on Weights and Measures in 1967 to accept the following definition: "The second is the duration of 9 192 631 770 periods of the radiation corresponding to the transition between the two hyperfine levels of the ground state of the cesium-133 atom." The unit of frequency, the hertz, is then defined by eq (1) with  $b \equiv 1 \text{ Hz} \cdot \text{s}$ .

## 7.2. ACCURATE FREQUENCY MEASUREMENTS: PRINCIPLES AND METHODS

The base standard for time interval, the cesium atomic beam apparatus, is not only the most accurate frequency source, but also the most accurate of all base standards by a considerable margin as is illustrated in figure 7.2. This graph depicts the accuracy capability for all six (see footnote 1) units of the SI Base Units [1, 20]. The values for time, length, current, temperature, and luminous intensity describe the ability of actual instruments to realize the definition of the corresponding base unit. They

<sup>5</sup> There could be separate standards for time interval and for frequency. The constant  $b$  in eq (7.1) would then be a fundamental constant in a sense quite similar to the speed of light, and  $b$  would have the dimension  $\text{Hz} \cdot \text{s}$ .

### SI base units of measurement

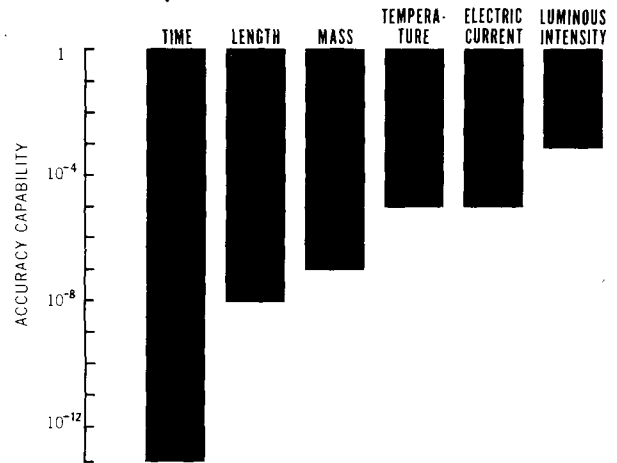


FIGURE 7.2. Comparison of the current accuracy in the realizations of the six base units of the International System of Units (SI) up to early 1973 rounded to orders of magnitude. (See footnote 1.)

were obtained from theoretical and experimental evaluations of bias corrections and from national and international intercomparisons. The only base unit which is still defined by an artifact is the kilogram. Here the accuracy capability is the ability to compare masses with this artifact and to preserve it unchanged. It must be noted that the precision<sup>6</sup> of relative measurements in any of these base units may be considerably better than the quoted accuracy capability of the corresponding base standards. In addition to being the most accurate kind, frequency/time metrology is the most precise of the many kinds of metrology (e.g., length, mass, force, pressure, resistance, current). Accurate and precise frequency measurements can be easily instrumented and can be highly automated. The versatility of frequency measurement techniques has led to their wide usage in metrology in general. Radio broadcasts of accurate frequency and time signals are available worldwide.

It is obvious from figure 7.2 that measurements which are based on time interval or frequency determinations have the potential of exceeding by far the accuracy of any measurement involving the five other base units (see footnote 1). Some physical constants can therefore be measured with extreme accuracy by using time interval and frequency methods. In particular this is true for the measurement of quantum transitions in atoms and molecules.

The availability of an exceedingly accurate standard is, however, only one prerequisite for an accurate measurement. In order to utilize the high accuracy capability of a time interval/frequency

<sup>6</sup> By precision, we mean here the reproducibility, within a set, of specified measurements taken as a time series.

standard, the system which is to be measured has to be brought under such experimental control that its measurement yields an accuracy which approaches that of the standard. In the limit, the system under study will have to show properties which are characteristics of a time interval/frequency standard itself. Therefore, the very systems which yield the most accurate measurements are simultaneously candidates for new time interval/frequency standards. We will discuss this aspect later in this chapter.

A system intended for the measurement of a transition frequency of an atom or molecule involves several steps of physical and technical processing which lead to bias corrections and corresponding uncertainties. These steps can be classified into three groups: (1) particle preparation, (2) particle confinement, and (3) particle interrogation [21].

There is no fundamental necessity to prepare the particles. However, often it is desirable to select only certain energy states or to achieve a desired population distribution of the energy levels. This can be done by spatial state selection, optical pumping, etc. Care must be taken to minimize perturbing effects.

A fundamental aim of precise measurements is an observation time as large as possible. Particle confinement is used to achieve coherent interaction times between the particles and the interrogating radiation which are as long as possible without introducing undue perturbations or excessive loss of signal. The confinement technique also is of considerable importance in the reduction of the Doppler effect, which is the most severe limitation in simple gas cell absorption measurements. Various confinement techniques such as a storage vessel with coated walls, ion storage, the storage in a cell filled with buffer gases, or the traveling particle beam are possible.

The particles have to be interrogated. Usually a resonant structure (e.g., cavity or interferometer) is used to enhance the interaction and to provide a spatially well-defined interaction region. The interrogation process itself may introduce perturbations such as the Bloch-Siegert effect [22] and photon recoil [21, 23].

We will now discuss the three methods<sup>7</sup> which stand out as leading to the most accurate measurements. It is not surprising that all three have in common a significant reduction of the Doppler effect limitation.

### 7.2.1. Particle Beams

In a particle beam apparatus, particles emerge from a source, forming a beam which travels through vacuum as indicated in figure 7.3. A polarizer (spatial state selector, optical pump, . . .) creates a certain, more desirable population distribution of

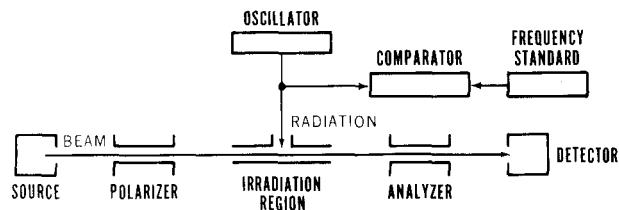


FIGURE 7.3. Accurate frequency measurements: particle beam method.

the energy levels. The beam then enters the region of interrogation and is "confined" there for the duration of the transit time. The interrogation by radiation of suitable intensity and a suitable frequency which is compared to the frequency standard results in a change of the population distribution and a change of the intensity of the transmitted or reflected radiation. Two modes of detection are therefore possible. One is the analysis of the population distribution by counting the number of particles in a selected energy state. An analyzer, similar to the polarizer, and a particle detector are then necessary. An example of this mode of detection is shown in figure 7.3 [24]. The other mode of detection, which is not shown in figure 7.3, involves the monitoring of the radiation intensity [25, 26]. Under certain conditions, particularly at sufficiently high beam intensity, the system converts to a frequency generator (maser, laser oscillator) [25]. The output frequency is then detected and measured by comparison with a frequency standard.

In the particle beam the Doppler effect is greatly reduced by the narrow, unidirectional beam. If care is taken in the design of the resonance structure so that the beam does not encounter net radiation power traveling parallel to the beam direction, the limitations due to the first-order Doppler effect can be virtually eliminated [24]. The second-order Doppler effect can be measured, or can be calculated, if the particle speed is adequately known. Particle preparation does not introduce frequency bias if it is spatially separated from the interrogation region.

### 7.2.2. Storage of Particles

In a storage device, particles are stored in a vessel which is located within the resonance structure as shown in figure 7.4. Particle preparation may be done simultaneously with the interrogation, e.g., by optical pumping and monitoring the intensity of the transmitted pump radiation as indicated in figure 7.4 [27]. However, this introduces frequency shifts which are difficult to evaluate [28].

<sup>7</sup>A more detailed discussion of these methods is given in Chapter 6.

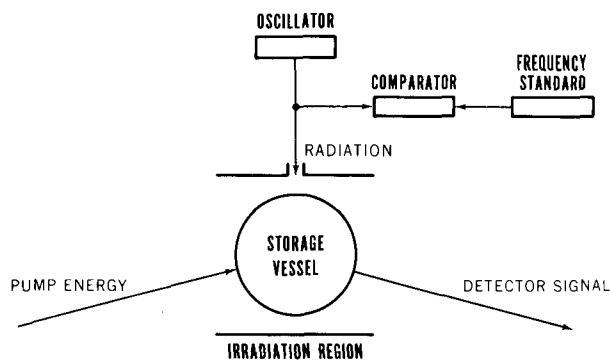


FIGURE 7.4. Accurate frequency measurements: particle storage method.

It is therefore advantageous to separate the preparation and interrogation regions and to use the storage principle in connection with the polarizing and analyzing technique of figure 7.3. In other words, the storage device of figure 7.4 is inserted between polarizer and analyzer of the system in figure 7.3 thus forming a storage beam device [29, 30]. Again we have the option to adjust the system parameters (beam intensity, pumping strength, . . .) such that self-oscillations are possible [28, 31].

The advantage of the storage technique is the increase in the confinement time leading to a very sharp line. The first-order Doppler effect also can be virtually eliminated if the movement of the particles is confined to a region of less than half the wavelength of the interrogating radiation. This is easy for the case of microwave frequencies but is more difficult at very short wavelengths. However, buffer gases can sufficiently restrict the particle movements. Also, buffer gases [28] and coating of the walls of the storage vessel [31] are used to reduce frequency shifts and relaxation processes due to wall collisions. The second-order Doppler shift can be calculated to a high degree of accuracy from the temperature of the storage vessel since the kinetic energy of the stored particles is in thermal equilibrium with the storage vessel.

### 7.2.3. Saturated Absorption

As shown in figure 7.5, in a saturated absorption device, the radiation of an oscillator is passed in opposite directions through a cell which is filled with the particles under study. The transmitted radiation intensity is monitored. Those particles with a near-zero velocity component parallel to the radiation propagation vector experience a nonlinear, enhanced interaction with the radiation field ("Lamb dip") [32, 33]. The system parameters can be adjusted so that those particles which have a significant velocity component parallel to the radiation beam are not interrogated. This reduces con-

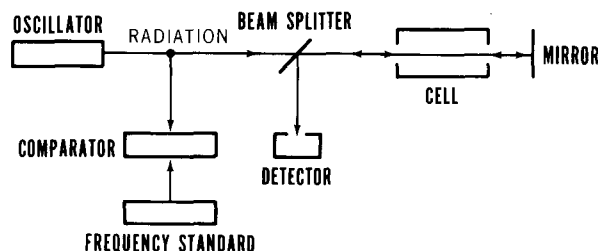


FIGURE 7.5. Accurate frequency measurements: saturated absorption method.

siderably the first-order Doppler effect and also excludes from the interrogation most of the particles which suffered a collision with other particles.<sup>8</sup> The line width is thus ultimately given by the transit time of particles across the radiation beam. The second-order Doppler correction can be obtained from the gas cell temperature. At higher frequencies the saturated absorption method may be limited by photon recoil effects which cause the emitted frequency  $\nu_E$  to be different from the absorbed frequency  $\nu_A$  by the fractional amount [21, 23]

$$(\nu_A - \nu_E)/\nu = h\nu/mc^2, \quad (7.2)$$

where  $\nu$  is the average of  $\nu_A$  and  $\nu_E$ ,  $m$  is the mass of the particle,  $h$  is Planck's constant, and  $c$  is the speed of light.

## 7.3. SURVEY OF ACCURATE FREQUENCY MEASUREMENTS

For figure 7.6 we have selected the most significant of the many published accurate frequency measurements and have plotted the published one sigma accuracy versus the location of the transition in the electromagnetic spectrum. The dashed bar in the case of  $I_2$  indicates that its frequency has not yet been measured.<sup>9</sup> This is because frequency synthesis<sup>10</sup> has not yet succeeded in reaching to this frequency. However, advances by several groups, in particular by K. Evenson of NBS [34] and A. Javan of MIT [35], indicate that success is immi-

<sup>8</sup> Particle collisions lead to changes in particle speed and direction. A strong collision removes the particle from the interrogation process because the collision introduces, with high probability, a significant velocity component parallel to the radiation beam.

<sup>9</sup> The first measurement by frequency metrology of the 88 THz frequency of  $CH_4$  was achieved on 11 November 1971 at NBS [60]. In 1972, the accuracy of the frequency measurement was improved to 6 parts in  $10^{10}$  yielding 88.376 181 627 THz [61]. As of late 1972, the 474 THz frequency of  $I_2$  has not yet been measured by frequency metrology, although the frequency is being determined via length metrology (unpublished work of H. Leyer and R. D. Deslattes). To the best of our knowledge, the highest frequency yet synthesized from the frequency of cesium is 177 THz (unpublished work of G. W. Day and H. Hellwig).

<sup>10</sup> For a survey of infrared frequency synthesis, see reference [62].

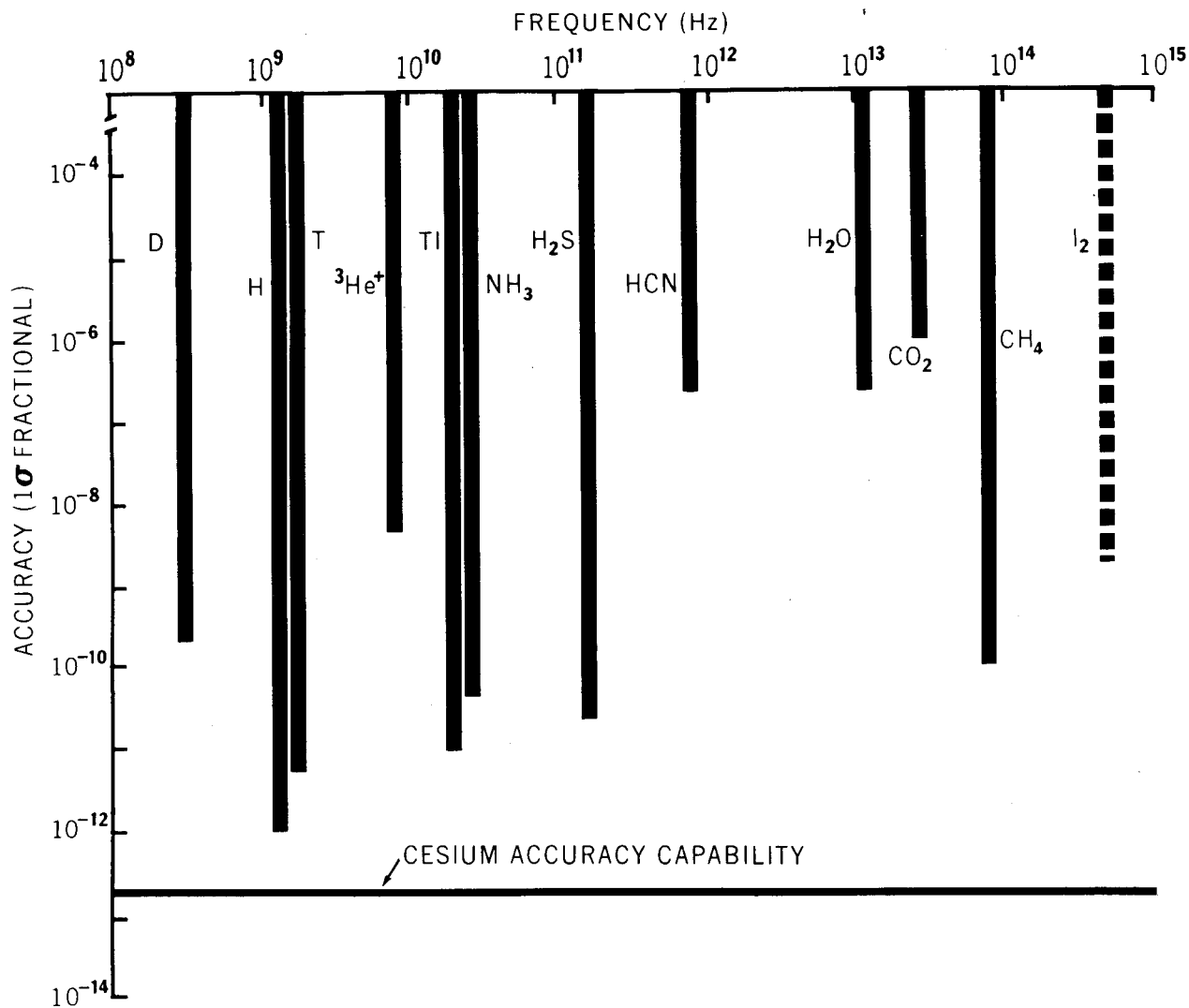


FIGURE 7.6. A survey of selected accurate frequency measurements throughout the electromagnetic spectrum. The accuracies reflect the state of the art as of early 1973. For  $I_2$  the anticipated value is indicated (see text).

ment.<sup>9</sup> The value indicated for the accuracy of the anticipated measurement of  $I_2$  is based on the evaluation of the beat frequency between two lasers which were independently frequency-locked to the  $I_2$  transition together with absolute wavelength measurements [33]. Table 7.1 contains information supplementary to figure 7.6.

The measurements of HCN,  $H_2O$ , and  $CO_2$  were made by frequency multiplication in a metal-metal point contact diode. The comparatively low accuracy of these values is due mainly to the fact that the molecular transition was investigated in a laser oscillator. This technique introduces large uncertainties because of Doppler effects, pressure effects, resonator frequency pulling, etc. Application of the saturated absorption method would considerably increase the measurement accuracy as is demonstrated by the  $CH_4$  and  $I_2$  experiments.

The storage of ions is a powerful and very promising spectroscopic tool as is demonstrated by the  $^3He^+$  measurement. However, several experimental parameters are not yet fully understood, and they need further investigation, especially the kinetic energy of the stored ions (Doppler effect) [36].<sup>11</sup>

The methods on which the most accurate measurements are based were already discussed. They are the saturated absorption ( $CH_4$ ,  $I_2$ ), the storage vessel (H, D, T), and particle beams (TI,  $NH_3$ ,  $H_2S$ , Cs). The cesium particle beam tube serves as the primary standard for the base unit of time interval and frequency. It has been the most accurate measuring device since 1955 (fig. 7.1). Its present accuracy capability, shown as the horizontal line across the bottom of figure 7.6, is 2 parts in  $10^{13}$  [15, 17, 18, 19, 70, 71 (see chap. 5B)].

<sup>11</sup> References [63] and [64] give discussions of the ion storage techniques as related to frequency standards.

TABLE 7.1. Survey of accurate frequency measurements

Particle	Transition	Technique	Frequency <sup>a</sup>	Accuracy	References
D	$F, m_F = \frac{3}{2}, \frac{1}{2} \leftrightarrow \frac{1}{2}, -\frac{1}{2}$	Storage maser	327 384 352.51 Hz	$2 \times 10^{-10}$	[37].
H	$F, m_F = 1, 0 \leftrightarrow 0, 0$	Storage maser	1 420 405 751.768 Hz	$1 \times 10^{-12}$	[38], [39].
T	$F, m_F = 1, 0 \leftrightarrow 0, 0$	Storage maser	1 516 701 470.809 Hz	$5 \times 10^{-12}$	[40].
<sup>3</sup> He <sup>+</sup>	$F, m_F = 0, 0 \leftrightarrow 1, 0$	Ion storage	8 665 649 905 Hz	$6 \times 10^{-9}$	[41].
<sup>205</sup> Tl	$F, m_F = 1, 0 \leftrightarrow 0, 0$	Particle beam	21 310 833 945.9 Hz	$1 \times 10^{-11}$	[42], [43].
<sup>15</sup> NH <sub>3</sub>	$J, K = 3, 3$ inversion	Beam maser	22 789 421 731 Hz	$5 \times 10^{-11}$	[44].
H <sub>2</sub> <sup>32</sup> S	$1_{-1} \leftrightarrow 1_1$	Particle beam	168 762 762 373 Hz	$2 \times 10^{-10}$	[45].
H <sup>12</sup> C <sup>14</sup> N	$110 \leftrightarrow 040$	Laser	0.890 7606 THz	$2 \times 10^{-7}$	[46], [47].
H <sub>2</sub> <sup>16</sup> O <sup>b</sup>	$001 \leftrightarrow 020$	Laser	10.718 073 THz	$2 \times 10^{-7}$	[47].
<sup>12</sup> C <sup>16</sup> O <sub>2</sub>	$P(18), 001 \leftrightarrow 100$	Laser	28.359 800 THz	$1 \times 10^{-6}$	[34].
<sup>12</sup> C <sup>16</sup> O <sub>2</sub>	$R(12), 001 \leftrightarrow 020$	Laser	32.176 085 THz	$6 \times 10^{-7}$	[50].
<sup>12</sup> CH <sub>4</sub>	$P(7), \nu_3$ band	Saturated absorption	$\approx 88$ THz	$(1 \times 10^{-11})$	[32].
I <sub>2</sub>	$R(127), 11-5$ band of electr. trans. $B^3\Pi_{or}^+ \leftrightarrow X^1\Sigma_{ou}^+$	Saturated absorption	$\approx 474$ THz	$(2 \times 10^{-9})$	[33].

<sup>a</sup> By definition,  $\nu_{Cs} \equiv 9\,192\,631\,770$  Hz. See text for recent results on CH<sub>4</sub>.

<sup>b</sup> The frequencies of several other transitions in water vapor lasers have been measured such as the 2.5-THz (118  $\mu$ m) line in H<sub>2</sub>O [48] and the 3.6-THz (84  $\mu$ m) line in D<sub>2</sub>O [49].

## 7.4 SIGNIFICANCE AND IMPACT OF ACCURATE FREQUENCY MEASUREMENTS

We can identify four general areas where accurate frequency measurements are significant and where some impact on future scientific and technological developments is foreseen. These are summarized in table 7.2. Within the scope of this chapter only the last area, fundamental constants and basic standards, is of importance; we will discuss it in detail and only briefly explain the first three items.

Metrology and applications include radar ranging especially over long (planetary) distances; planetary exploration in general; earth and space navigation, where timekeeping over weeks, months, or even years without resynchronization is vital; telecommunication aspects including high bit rates and better usage of the electromagnetic spectrum; and aircraft collision avoidance systems which can be based, perhaps with advantage, on time domain techniques which employ accurate clocks.

Accurate frequency measurements throughout the infrared and visible region will greatly increase our knowledge of the structure of atoms and molecules. Spectroscopic constants such as transition frequencies,  $g$ -factors, Stark coefficients, rotational distortions, etc., will be accessible to measurements of unprecedented precision and accuracy.

Tests of the general theory of relativity involving differences of coordinate time and frequency at locations of different gravitational potential will be made with clocks placed in satellites or on other celestial bodies. An improvement in accuracy of about one order of magnitude over our present accuracy capability will permit some tests to be conducted on the earth's surface.

TABLE 7.2. Areas of impact

Metrology and Applications to Technology
Spectroscopic Constants
General Theory of Relativity
Fundamental Constants and Basic Standards

The ability to perform accurate frequency measurements throughout the electromagnetic spectrum may have a considerable impact on the system of fundamental constants and basic standards. Figure 7.6 illustrates that frequency measurements have already been made in the terahertz region and that the ability to compare directly the frequencies of the standard of time interval/frequency (currently <sup>133</sup>Cs) and of the standard of length (currently <sup>86</sup>Kr) will soon be a reality.<sup>12</sup> The relationship between these standards involves the speed of light  $c$ ,

$$\lambda = c\nu^{-1}, \quad (7.3)$$

where  $\lambda$  is the vacuum wavelength and  $\nu$  is the frequency of the radiation. Equation (7.3), as applied to the direct comparison of length and frequency (time interval), will lead to a determination of the speed of light with unprecedented accuracy [34], which will be limited only by the ability to perform an interferometric length measurement (compare fig. 7.2).<sup>12</sup>

<sup>12</sup> This has been partially achieved in 1972. See reference [61].



Equation (7.3) is not the only "simple" relationship between basic standards involving a fundamental constant. The Josephson phenomenon [51] provides us with a relationship between the electrical potential difference  $V$  (relating to the standard of electrical current) across a superconducting weak link and the corresponding Josephson oscillation frequency  $\nu$

$$V = (h/2e)\nu. \quad (7.4)$$

Equation (7.4) has already served to determine Planck's constant  $h$  divided by the electronic charge  $e$  with unprecedented accuracy [52, 53] which led to a refitting of the whole system of fundamental constants [54].<sup>13</sup> We can imagine further simple relationships between basic standards and the time interval/frequency standard involving fundamental constants, such as a relationship for the mass  $m$

$$m = f(\nu), \quad (7.5)$$

or for the temperature<sup>14</sup>  $T$

$$T = g(\nu). \quad (7.6)$$

Accurate frequency measurements based on eqs (7.3) to (7.6) could therefore lead to a more accurate knowledge of the fundamental constants. This increased accuracy in turn would allow a more sensitive search for possible spatial and secular variations of the fundamental constants [55].

It is a consequence of historical development and experimental expertise that we have a set of base units and corresponding standards such as the SI; no fundamental physical principle is involved in this choice. It is already possible to compare spectroscopic data in the infrared or visible regions using frequency measurement techniques with a precision far exceeding that of interferometric (length measurement) techniques.

In view of the success of frequency multiplication from the microwave region into the infrared region and its imminent extension into the visible region it seems to be in order to question, at least philosophically, the need for a separate standard of length. Length measurements could be related to the base unit for time interval and frequency via eq (7.3). The speed of light would then be a defined constant<sup>15</sup> [56, 57, 58]. The defined value of  $c$  would be chosen to be compatible with its previous best experimental value, and the most accurate frequency standard would serve as a *Unified Standard* for frequency, time, and length.<sup>16</sup>

<sup>13</sup> It is now possible with the Josephson junction to create an operational substitute for the traditional bank of saturated cells used to maintain the NBS calibrated secondary working voltage standard ("Legal Volt"). Such an operational system was formally established in NBS on 1 July 1972 [65].

<sup>14</sup> Such a relationship has been used recently for temperature measurements in the millikelvin range [66, 67]. The method is based on the measurement of frequency fluctuations in a Josephson junction caused by voltage fluctuations which in turn are caused by thermal noise corresponding to the temperature of a resistor shunting the junction.

<sup>15</sup> Compare with footnote 5.

<sup>16</sup> These considerations are discussed in more detail in reference [68].

In the limit this philosophy would lead to a base set of fundamental constants with defined values. The most accurate standard, which is today the cesium beam frequency standard, would then serve as *The Standard*, and all other units of measurement could be derived using relationships such as eqs (7.3) to (7.6) with  $c$ ,  $h/(2e)$ , and some yet undetermined function like  $f(\nu)$  and  $g(\nu)$  (see footnote 14) as defined entities.<sup>17</sup> These possibilities add excitement to the work which is being done on frequency standards.

## 7.5. SUMMARY

In the preceding sections, we pointed out that frequency/time metrology is currently the most precise and accurate kind of metrology, and we outlined the significance of accurate frequency measurements and their impact on technology and physics, and in particular on the system of fundamental constants and basic standards. Possibly being the *Unified Standard* or even *The Standard* in some future system of units of measurement, the primary frequency standard should get special attention. At present we see several ways [21] of pushing its accuracy capability beyond the present one sigma performance of  $2 \times 10^{-13}$  of the laboratory cesium beam tube [70, 71].

We discussed the three most promising methods which allow the most accurate frequency measurements: particle beam, particle storage, and saturated absorption. We also mentioned that naturally these very same methods are the most promising ones for the development of future standards of even better accuracy.

In table 7.3, experimental realizations of these methods are listed together with evaluated accuracy capabilities and projected performances. Each projected performance is listed as better than some quoted value. This value is believed to represent a minimum performance which almost certainly can be surpassed based on our present experimental and theoretical knowledge; however, we cannot predict with sureness if and by how far. In this sense, a technique quoted as "better than  $10^{-11}$ " could well surpass one quoted as "better than  $10^{-12}$ ." For a more detailed discussion we recommend the cited literature, and we suggest reference [21] for a critical comparison and prognostic.

Perhaps a uniquely superior method of accurate frequency measurement will be singled out by additional experimental and theoretical work, or perhaps these three methods will each improve significantly so as to remain mutually competitive. Very likely, in the continuing progress of knowledge and technical abilities, new possibilities will continue to appear.

<sup>17</sup> Although there are seven base units in the SI (see footnote 1), there are at present only four independent primary base standards in the SI [69]: water for temperature (kelvin), prototype kilogram for mass (kilogram), atomic krypton for length (meter), and atomic cesium for time (second). Consequently, to go from four independent primary base standards to only one (*The Standard*) would require adoption of a suitable set of three such definitions, one of which would be the value of the round trip speed of light  $c$ .

TABLE 7.3. Promising candidates for primary frequency standards

Method	Device	$\nu$ (Hz)	Accuracy capability (one sigma)	
			Present performance	Projected performance
Particle beam.....	{Cesium beam.....	$9.2 \times 10^9$	$2 \times 10^{-13}$ [70, 71]	Better than $10^{-13}$ .
	{Iodine beam.....	$5.8 \times 10^{14}$	..... [26]	Better than $10^{-12}$ .
Particle storage.....	{Hydrogen Maser.....	$1.4 \times 10^9$	$1 \times 10^{-12}$ [38]	Better than $10^{-12}$ .
	{Hydrogen storage beam.....	$1.4 \times 10^9$	..... [30]	Better than $10^{-12}$ .
	{ $^3\text{He}^+$ Ion storage (or heavy ions).....	$8.7 \times 10^9$	$6 \times 10^{-9}$ [27]	Better than $10^{-11}$ .
Saturated absorption.....	{Methane cell.....	$8.8 \times 10^{13}$	$1 \times 10^{-11}$ [32]	Better than $10^{-12}$ .
	{Iodine cell.....	$4.7 \times 10^{14}$	$2 \times 10^{-9}$ [33]	Better than $10^{-11}$ .

## 7.6. REFERENCES

- [1] Terrien, J., "Scientific metrology on the international plane and the Bureau International des Poids et Mesures," *Metrologia*, **1**, No. 1, pp. 15-26 (January 1965).
- [2] Kovalevsky, J., "Astronomical time," *Metrologia*, **1**, No. 4, pp. 169-179 (October 1965).
- [3] Markowitz, W., Hall, R. G., Essen, L., and Parry, J. V. L., "Frequency of caesium in terms of ephemeris time," *Phys. Rev. Lett.*, **1**, No. 3, pp. 105-106 (August 1, 1958).
- [4] Lyons, H., "Spectral lines as frequency standards," *Annals of The New York Acad. of Sci.*, **55**, Art. 5, pp. 831-871 (November 1952).
- [5] Essen, L., and Parry, J. V. L., "An atomic standard of frequency and time interval," *Nature*, **196**, No. 4475, pp. 280-282 (August 13, 1955).
- [6] Kalra, S., Bailey, R., and Daams, H., "Cesium beam standard of frequency," *Canadian J. Phys. (Lett.)*, **36**, No. 10, pp. 1442-1443 (October 1958).
- [7] Mainberger, W., "Primary frequency standard using resonant cesium," *Electronics*, **31**, No. 45, pp. 80-85 (November 7, 1958).
- [8] McCoubrey, A., "Results of comparison: Atomichron-British cesium beam standard" (Summary), *Proc. 12th Ann. Symp. on Frequency Control* (U.S. Army Signal Research and Develop. Lab., Ft. Monmouth, NJ, 07703, May 6-8, 1958), p. 648 (NTIS, AD 298 324, 1958).
- [9] Kartaschoff, P., Bonanomi, J., and DePrins, J., "Etalons de frequence au cesium, description et resultats" (Cesium standards of frequency, descriptions, and results), *Helv. Phys. Acta*, **33**, No. 9, pp. 968-973 (September 1960) (in French).
- [10] Kartaschoff, P., "Operation and improvements of a cesium beam standard having 4-meter interaction length," *IRE Trans. on Instrum.*, **IM-11**, Nos 3 and 4, pp. 224-230 (December 1962).
- [11] Beehler, R. E., and Glaze, D. J., "The performance and capability of cesium beam frequency standards at the National Bureau of Standards," *IEEE Trans. on Instrum. and Meas.*, **IM-15**, Nos. 1 and 2, pp. 48-55 (March and June 1966).
- [12] Mungall, A. G., Bailey, R., and Daams, H., "The Canadian cesium beam frequency standard," *Metrologia*, **2**, No. 3, pp. 97-104 (July 1966).
- [13] Bodily, L., Hartke, D., and Hyatt, R., "Worldwide time synchronization," *Hewlett-Packard J.*, **17**, No. 12, pp. 13-20 (HP, Palo Alto, CA 94304, August 1966).
- [14] Vessot, R., Peters, H., Vanier, J., Beehler, R., Halford, D., Harrach, R., Allan, D., Glaze, D., Snider, C., Barnes, J., Cutler, L., and Bodily, L., "An intercomparison of hydrogen and cesium frequency standards," *IEEE Trans. on Instrum. and Meas.*, **IM-15**, No. 4, pp. 165-176 (December 1966).
- [15] Mungall, A. G., Bailey, R., Daams, H., and Morris, D., "A re-evaluation of the N.R.C. long cesium beam frequency standard," *Metrologia*, **4**, No. 4, pp. 165-168 (October 1968).
- [16] Kartaschoff, P., and Debély, P. E., "Resonateur a cesium de conception nouvelle" (New concepts of a cesium resonator), *Proc. Colloque Int. de Chronométrie* (Paris, France, September 16-20, 1969), Ser. A, Paper A3, 18 pp. (Nouvelle Faculte des Sciences 11, Quai St., Paris (5<sup>e</sup>) France, 1969) (in French).
- [17] Becker, G., Fischer, B., Kramer, G., and Müller, E. K., "Diskussion der Inneren Unsicherheit des Neuen Cäsium strahl-Zeitnormal der Physikalisch-Technischen Bundesanstalt" (Discussion of the internal uncertainties of the new cesium beam time standard of the PTB), *Proc. Colloque Int. de Chronométrie* (Paris, France, September 16-20, 1969), Ser. A, Paper A2, 9 pp. (Nouvelle Faculte des Sciences 11, Quai St., Paris (5<sup>e</sup>) France, 1969) (in German).
- [18] Becker, G., Fischer, B., Kramer, G., and Müller, E. K., "Neuentwicklung einer Cäsiumstrahlapparatur als Primäres Zeit- und Frequenznormal an der Physikalisch-Technischen Bundesanstalt" (New development of a cesium beam apparatus as a primary time and frequency standard at the PTB), *PTB-Mitt.*, **79**, No. 2, pp. 77-80 (April 1969).
- [19] Glaze, D. J., "Improvements in atomic cesium beam frequency standards at the National Bureau of Standards," *IEEE Trans. on Instrum. and Meas.*, **IM-19**, No. 3, pp. 156-160 (August 1970); *Progress in Radio Science 1966-1969-Part 1*, *Proc. XVI Gen. Assem. of URSI, Comm. 1* (Ottawa, Canada, August 18-28, 1969), J. A. Lane, J. W. Findlay, and C. E. White, Eds., pp. 331-341 (URSI, Brussels, Belgium, 1971) (see chap. 5A).
- [20] Terrien, J., "News from the International Bureau of Weights and Measures-The 54th meeting of the Comité International des Poids et Mesures," *Metrologia*, **1**, No. 1, pp. 55-56 (January 1966).
- [21] Hellwig, H., "Areas of promise for the development of future primary frequency standards," *Metrologia*, **6**, No. 4, pp. 118-126 (October 1970) (see chap. 6).
- [22] Shirley, J. H., "Some causes of resonant frequency shifts in atomic beam machines," *J. Appl. Phys.*, **34**, No. 4, Part I-"Shifts due to other frequencies of excitation," pp. 783-788; Part II-"The effect of slow frequency modulation on the Ramsey line shape," pp. 789-791 (April 1963).
- [23] Kolchenko, A. P., Rautian, S. G., and Sokolovskii, R. I., "Interaction of an atom with a strong electromagnetic field with the recoil effect taken into consideration," *Zh. Eksp. Teor. Fiz.*, **55**, pp. 1864-1873 (November 1968);

- English trans. *Soviet Phys. JETP*, **28**, No. 5, pp. 986-990 (Amer. Inst. Phys. Inc., New York, NY 10017, May 1969).
- [24] Ramsey, N. F., *Molecular beams* (Clarendon Press, Oxford, England, 1956).
- [25] Shimoda, K., Wang, T. C., and Townes, C. H., "Further aspects of the theory of the maser," *Phys. Rev.*, **102**, No. 5, pp. 1308-1321 (June 1956).
- [26] Ezekiel, S., and Weiss, R., "Laser-induced fluorescence in a molecular beam of iodine," *Phys. Rev. Lett.*, **20**, No. 3, pp. 91-93 (January 15, 1968).
- [27] Dehmelt, H. G., "Paramagnetic resonance reorientation of atoms and ions aligned by electron impact," *Phys. Rev. (Lett.)*, **103**, No. 4, pp. 1125-1126 (August 15, 1956).
- [28] Davidovitz, P., and Novick, R., "The optically pumped rubidium maser," *Proc. IEEE*, **54**, No. 2, pp. 155-170 (February 1966).
- [29] Kleppner, D., Ramsey, N. F., and Fjelstad, P., "Broken atomic beam resonance experiment," *Phys. Rev. Lett.*, **1**, No. 7, pp. 232-233 (October 1, 1958).
- [30] Hellwig, H., "The hydrogen storage beam tube—a proposal for a new frequency standard," *Metrologia*, **6**, No. 2, pp. 56-60 (April 1970).
- [31] Kleppner, D., Berg, H. C., Crampton, S. B., Ramsey, N. F., Vessot, R. F. C., Peters, H. E., and Vanier, J., "Hydrogen maser principles and techniques," *Phys. Rev.*, **138**, No. 4A, pp. A972-A983 (May 17, 1965).
- [32] Barger, R. L., and Hall, J. L., "Pressure shift and broadening of methane line at 3.39  $\mu$  studied by laser-saturated molecular absorption," *Phys. Rev. Lett.*, **22**, No. 1, pp. 4-8 (January 6, 1969).
- [33] Hanes, G. R., and Baird, K. M., " $I_2$  controlled He-Ne laser at 633 nm: preliminary wavelength," *Metrologia*, **5**, No. 1, pp. 32-33 (January 1969).
- [34] Evenson, K. M., Wells, J. S., and Matarrese, L. M., "Absolute frequency measurements of the CO<sub>2</sub> cw laser at 28 THz (10.6  $\mu$ m)," *Appl. Phys. Lett.*, **16**, No. 6, pp. 251-253 (March 15, 1970).
- [35] Daneu, V., Sokoloff, D., Sanchez, A., and Javan, A., "Extension of laser harmonic-frequency mixing techniques into the 9  $\mu$  region," *Appl. Phys. Lett.*, **15**, No. 12, pp. 398-401 (December 1969).
- [36] Church, D., and Dehmelt, H. G., "Radiative cooling of an electro-dynamically contained proton gas," *J. Appl. Phys.*, **40**, No. 9, pp. 3421-3424 (August 1969).
- [37] Larson, D. J., Valberg, P. A., and Ramsey, N. F., "Measurements of the hydrogen-deuterium atomic magnetic moment ratio and of the deuterium hyperfine frequency," *Phys. Rev. Lett.*, **23**, No. 24, pp. 1369-1372 (December 15, 1969).
- [38] Crampton, S. B., Kleppner, D., and Ramsey, N. F., "Hyperfine separation of ground state atomic hydrogen," *Phys. Rev. Lett.*, **11**, No. 7, pp. 338-340 (October 1, 1963).
- [39] Hellwig, H., Vessot, R. F. C., Levine, M. W., Zitzewitz, P. W., Allan, D. W., and Glaze, D. J., "Measurement of the unperturbed hydrogen hyperfine transition frequency," *IEEE Trans. on Instrum. and Meas.*, **IM-19**, No. 4, pp. 200-209 (November 1970).
- [40] Mathur, B. S., Crampton, S. B., Kleppner, D., and Ramsey, N. F., "Hyperfine separation of tritium," *Phys. Rev.*, **158**, No. 1, pp. 14-17 (June 5, 1967).
- [41] Fortson, E. N., Major, F. G., and Dehmelt, H. G., "Ultra-high resolution of  $\Delta F = 0, \pm 1$  (He<sup>3</sup>)<sup>+</sup> HFS spectra by an ion-storage collision technique," *Phys. Rev. Lett.*, **16**, No. 6, pp. 221-225 (February 7, 1966).
- [42] Bonanomi, J., "A thallium beam frequency standard," *IRE Trans. on Instrum.*, **1-11**, Nos. 3 and 4, pp. 212-215 (December 1962).
- [43] Beehler, R. E., and Glaze, D. J., "Evaluation of a thallium atomic beam frequency standard at the National Bureau of Standards," *IEEE Trans. on Instrum. and Meas.*, **IM-15**, Nos. 1 and 2, pp. 55-58 (March and June 1966).
- [44] DePrins, J., Menoud, C., and Kartaschoff, P., "N<sup>15</sup>H<sub>3</sub> double-beam maser as a primary frequency standard," *Rev. Sci. Instrum. (Lett.)*, **32**, No. 11, pp. 1267-1268 (November 1961).
- [45] Cupp, R. E., Kempf, R. A., and Gallagher, J. J., "Hyperfine structure in the millimeter spectrum of hydrogen sulfide: Electric resonance spectroscopy on asymmetric-top molecules," *Phys. Rev.*, **171**, No. 1, pp. 60-69 (July 5, 1968).
- [46] Hocker, L. O., and Javan, A., "Absolute frequency measurements on new cw HCN submillimeter laser lines," *Phys. Lett.*, **25A**, No. 7, 489-491 (October 9, 1967).
- [47] Evenson, K. M., Wells, J. S., Matarrese, L. M., and Elwell, L. B., "Absolute frequency measurements of the 28- and 78- $\mu$ m cw water vapor laser lines," *Appl. Phys. Lett.*, **16**, No. 4, pp. 159-161 (February 1970).
- [48] Frenkel, L., Sullivan, T., Pollack, M. A., and Bridges, T. J., "Absolute frequency measurement of the 118.6  $\mu$ m water-vapor laser transition," *Appl. Phys. Lett.*, **11**, No. 11, pp. 344-345 (December 1, 1967).
- [49] Hocker, L. O., Small, J. G., and Javan, A., "Extension of absolute frequency measurements to the 84  $\mu$  range," *Phys. Lett.*, **29A**, No. 6, pp. 321-323 (June 2, 1969).
- [50] Sokoloff, D., and Javan, A., "Absolute frequency determination of 9.3  $\mu$  CO<sub>2</sub> laser transitions," *Bull. Am. Phys. Soc—Series II*, **15**, No. 4, p. 505 (April 1970).
- [51] Josephson, B. D., "Supercurrents through barriers," *Adv. Phys.*, **14**, No. 55, pp. 419-451 (October 1965).
- [52] Parker, W. H., Langenberg, D. N., Denenstein, A., and Taylor, B. N., "Determination of  $e/h$  using macroscopic quantum phase coherence in superconductors. I. Experiment," *Phys. Rev.* **177**, No. 2, pp. 639-664 (January 10, 1969).
- [53] Petley, B. W., and Morris, K., "A measurement of  $2e/h$  by the a-c Josephson effect," *Metrologia*, **6**, No. 2, pp. 46-51 (April 1970).
- [54] Taylor, B. N., Parker, W. H., and Langenberg, D. N., "Determination of  $e/h$  using macroscopic quantum phase coherence in superconductors; implications for quantum electrodynamics and the fundamental physical constants," *Rev. Mod. Phys.*, **41**, No. 3, pp. 375-496 (July 1969).
- [55] Dirac, P. A. M., "A new basis for cosmology," *Proc. Royal Soc. London*, **A165**, No. A921, pp. 199-208 (April 5, 1938).
- [56] Simkin, G. S., "Establishment of a single time and length standard," translated from *Izmeritel' Naya Tekhnika*, No. 10, pp. 6-10 (October 1968); *Meas. Tech. (USSR)*, No. 10, pp. 1308-1314 (Consultants Bureau, New York, NY 10011, October 1968).
- [57] Townes, C. H., "Production of coherent radiation by atoms and molecules," *Science*, **149**, No. 3686, pp. 831-841 (August 20, 1965).
- [58] Essen, L., "The units of time and length," *Nature (Lett.)*, **180**, No. 4577, pp. 137-138 (July 20, 1957).
- [59] NBS, "Mole adopted as International System Base Unit," *Nat. Bur. Stand. (U.S.) Tech. News Bull.*, **56**, No. 2, pp. 42-43 (USGPO, February 1972).
- [60] Evenson, K. M., Day, G. W., Wells, J. S., and Mullen, L. O., "Extension of absolute frequency measurements to the cw He-Ne laser at 88 THz (3.39  $\mu$ m)," *Appl. Phys. Lett.*, **20**, No. 3, pp. 133-134 (February 1, 1972).
- [61] Evenson, K. M., Wells, J. S., Petersen, F. R., Danielson, B. L., Day, G. W., Barger, R. L., and Hall, J. L., "Speed of light from direct frequency and wavelength measurements of the methane-stabilized laser," *Phys. Rev. Lett.*, **29**, No. 19, pp. 1346-1349 (November 6, 1972).
- [62] Wells, J. S., Evenson, K. M., Day, G. W., and Halford, D., "Role of infrared frequency synthesis in metrology," *Proc. IEEE (Lett.)*, **60**, No. 5, pp. 621-623 (May 1972).
- [63] Hellwig, H., "The ion storage technique for application in frequency standards," *Nat. Bur. Stand. (U.S.) Tech. Note* **388**, 23 pp. (USGPO, November 1970).
- [64] Schüssler, H. A., "The ion storage tube, a proposal for a new atomic frequency standard," *Metrologia*, **7**, No. 3, pp. 103-107 (July 1971).
- [65] NBS, "NBS to maintain legal volt using  $2e/h$  via the a-c Josephson effect," *Nat. Bur. Stand. (U.S.) Tech. News Bull.*, **56**, No. 7, pp. 159-160 (USGPO, July 1972).
- [66] Kamper, R. A., and Zimmerman, J. E., "Noise thermometry with the Josephson effect," *J. Appl. Phys.*, **42**, No. 1, pp. 132-136 (January 1971).
- [67] Kamper, R. A., Siegwarth, J. D., Radebaugh, R., and Zimmerman, J. E., "Observation of noise temperature in

- the millikelvin range," *Proc. IEEE*, **59**, No. 9, pp. 1368-1369 (September 1971).
- [68] Halford, D., Hellwig, H., and Wells, J. S., "Progress and feasibility for a unified standard for frequency, time, and length," *Proc. IEEE (Lett.)*, **60**, No. 5, pp. 623-625 (May 1972).
- [69] Page, C. H., and Vigoureux, P. (Editors), "The International System of Units," (American translation of "Le Système International d'Unités," 1970 OFFILB, 48 rue Gay-Lussac, F. 75, Paris 5 (Revised Edition 1972).), *Nat. Bur. Stand. (U.S.) Spec. Publ. 330*, 45 pp. (USGPO, April 1972).
- [70] Glaze, D. J., Hellwig, H., Jarvis, S., Jr., Wainwright, A., and Allan, D. W., "Recent progress on the NBS primary frequency standard," *Proc. 27th Ann. Symp. on Frequency Control* (U.S. Army Electronics Command, Ft. Monmouth, NJ 07703, June 12-14, 1973), pp. 347-356 (Electron. Ind. Assn., Washington, DC 20006, 1973) (see chap. 5B).
- [71] Mungall, A. G., Bailey, R., Daams, H., Morris, D., and Gastain, C. C., "The new NRC 2.1 metre primary beam frequency standard, Cs V," *Metrologia*, **9**, No. 3, pp. 113-127 (September 28, 1973).

## 7.7 SELECTED BIBLIOGRAPHY: FUTURE TRENDS IN ACCURATE FREQUENCY/TIME METROLOGY

- [B1] Astin, A. V., "Standards of measurement," *Scientific Amer.*, **218**, No. 6, pp. 50-62 (June 1968).
- [B2] Barger, R. L., and Hall, J. L., "Pressure shift and broadening of methane line at  $3.39\mu$  studied by laser-saturated molecular absorption," *Phys. Rev. Lett.*, **22**, No. 1, pp. 4-8 (January 6, 1969).
- [B3] Barger, R. L., and Hall, J. L., "Precision wavelength measurement of the methane  $3.39\mu$  saturated absorption line by laser-controlled interferometry," (Abstract), *Precision Measurement and Fundamental Constants*, Proc. Int. Conf. (NBS, Gaithersburg, MD 20760, August 3-7, 1970), D. N. Langenberg and B. N. Taylor, Eds., *Nat. Bur. Stand. (U.S.) Spec. Publ. 343*, p. 51 (USGPO, August 1971).
- [B4] Bay, Z., and Luther, G. G., "Locking a laser frequency to the time standard," *Appl. Phys. Lett.*, **13**, No. 9, pp. 303-304 (November 1, 1968).
- [B5] Bay, Z., "The use of microwave modulation of lasers for length measurements," *Precision Measurement and Fundamental Constants*, Proc. Int. Conf. (NBS, Gaithersburg, MD 20760, August 3-7, 1970), D. N. Langenberg and B. N. Taylor, Eds., *Nat. Bur. Stand. (U.S.) Spec. Publ. 343*, pp. 59-62 (USGPO, August 1971).
- [B6] Bay, Z., "The constancy of the velocity of light and prospects for a unified standardization of time, frequency, and length," *Atomic Masses and Fundamental Constants*, Proc. 4th Int. Conf. on Atomic Masses and Fundamental Constants (Teddington, England, September 1971), J. H. Sanders and A. H. Wapstra, Eds., pp. 323-336 (Plenum Press, London, England, 1972).
- [B7] Bay, Z., and White, J. A., "Frequency dependence of the speed of light in space," *Phys. Rev.*, **D5**, No. 4, pp. 796-798 (February 15, 1972).
- [B8] Bay, Z., Luther, G. G., and White, J. A., "Measurement of an optical frequency and the speed of light," *Phys. Rev. Lett.*, **29**, No. 3, pp. 189-192 (July 17, 1972).
- [B9] Bender, P. L., "Precise measurements of distance and the velocity of light using lasers," (URSI National Committee Report, XIV Gen. Assem., Tokyo, Japan, September 1963; Comm. 1), *Radio Measurement Methods and Standards, Part 7, Radio Sci. J. Res., NBS/USNC-URSI*, **68D**, No. 5, pp. 540-541 (May 1964).
- [B10] Church, D., and Dehmelt, H. G., "Radiative cooling of an electrostatically contained proton gas," *J. Appl. Phys.*, **40**, No. 9, pp. 3421-3424 (August 1969).
- [B11] Cook, A. H., "Quantum metrology-standards of measurement based on atomic and quantum phenomena," *Reports on Progress in Physics*, **35**, No. 5, pp. 463-528 (1972).
- [B12] Daneu, V., Sokoloff, D., Sanchez, A., and Javan, A., "Extension of laser harmonic-frequency mixing techniques into the  $9\mu$  region," *Appl. Phys. Lett.*, **15**, No. 12, pp. 398-401 (December 1969).
- [B13] Dirac, P. A. M., "A new basis for cosmology," *Proc. Royal Soc. London*, **A165**, No. A921, pp. 199-208 (April 5, 1938).
- [B14] Essen, L., and Parry, J. V. L., "An atomic standard of frequency and time interval," *Nature*, **176**, No. 4475, pp. 280-282 (August 13, 1955).
- [B15] Essen, L., "The units of time and length," *Nature (Lett.)*, **180**, No. 4577, pp. 137-138 (July 20, 1957).
- [B16] Essen, L., "Electrical standards in terms of frequency and physical constants," *Alta Frequenza*, **40**, No. 8, pp. 329E-332E (August 1971).
- [B17] Evenson, K. M., Wells, J. S., and Matarrese, L. M., "Absolute frequency measurements of the CO<sub>2</sub> cw laser at 28 THz ( $10.6\mu\text{m}$ )," *Appl. Phys. Lett.*, **16**, No. 6, pp. 251-253 (March 15, 1970).
- [B18] Evenson, K. M., Wells, J. S., and Matarrese, L. M., "Defining the speed of light: A combination time, frequency, and length standard," *Precision Measurement and Fundamental Constants*, Proc. Int. Conf. (NBS, Gaithersburg, MD 20760, August 3-7, 1970), D. N. Langenberg and B. N. Taylor, Eds., *Nat. Bur. Stand. (U.S.) Spec. Publ. 343*, pp. 67-69 (USGPO, August 1971).
- [B19] Evenson, K. M., Day, G. W., Wells, J. S., and Mullen, L. O., "Extension of absolute frequency measurements to the cw He-Ne laser at 88 THz ( $3.39\mu$ )," *Appl. Phys. Lett.*, **20**, No. 3, pp. 133-134 (February 1, 1972).
- [B20] Evenson, K. M., Wells, J. S., Peterson, F. R., Danielson, B. L., Day, G. W., Barger, R. L., and Hall, J. L., "Speed of light from direct frequency and wavelength measurements of the methane-stabilized laser," *Phys. Rev. Lett.*, **29**, No. 19, pp. 1346-1349 (November 6, 1972).
- [B21] Finnegan, T. F., Denenstein, A., and Langenberg, D. N., "AC Josephson-effect determination of  $e/h$ : A standard of electrochemical potential based on macroscopic quantum phase coherence in superconductors," *Phys. Rev.*, **B4**, No. 5, pp. 1487-1522 (September 1971).
- [B22] Fowler, H. A., Witt, T. J., Toots, J., Olsen, P. T., and Eicke, W., "Referencing of the U.S. national volt against a Josephson frequency-to-voltage source," *Precision Measurement and Fundamental Constants*, Proc. Int. Conf. (NBS, Gaithersburg, MD 20760, August 3-7, 1970), D. N. Langenberg and B. N. Taylor, Eds., *Nat. Bur. Stand. (U.S.) Spec. Publ. 343*, pp. 223-225 (USGPO, August 1971).
- [B23] Gould, G., "Laser frequency standards," *Frequency*, **1**, No. 6, pp. 14-16 (September 1963).
- [B24] Halford, D., Hellwig, H., and Wells, J. S., "Progress and feasibility for a unified standard for frequency, time, and length," *Proc. IEEE (Lett.)*, **60**, No. 5, pp. 623-625 (May 1972).
- [B25] Hall, J. L., and Morey, W. W., "Optical heterodyne measurement of neon laser's millimeter wave difference frequency," *Appl. Phys. Lett.*, **10**, No. 5, pp. 152-155 (March 1, 1967).
- [B26] Hall, J. L., "The laser absolute wavelength standard problem," *IEEE J. Quantum Elect.*, **QE-4**, No. 10, pp. 638-641 (October 1968).
- [B27] Hall, J. L., Barger, R. L., Bender, P. L., Boyne, H. S., Fallor, J. E., and Ward, J., "Precision long path interferometry and the velocity of light," *Electron Technology, Proc. URSI (Comm. 1) Conf. on Laser Meas.*, (Warsaw, Poland, September 24-28, 1968), A. Smolinski and S. Hahn, Eds., **2**, No. 2/3, pp. 53-66 (Institute of Electron Technol., Polish Academy of Sciences, Warsaw, Poland, 1969).
- [B28] Hanes, G. R., and Baird, K. M., "I<sub>2</sub> controlled He-Ne laser at 633 nm: preliminary wavelength," *Metrologia*, **5**, No. 1, pp. 32-33 (January 1969).
- [B29] Hellwig, H., "The hydrogen storage beam tube—a pro-

- posal for a new frequency standard," *Metrologia*, **6**, No. 2, pp. 56-60 (April 1970).
- [B30] Hellwig, H., "Areas of promise for the development of future primary frequency standards," *Metrologia*, **6**, No. 4, pp. 118-126 (October 1970) (see chap. 6).
- [B31] Hellwig, H., and Halford, D., "Accurate frequency measurements: Survey, significance, and forecast," *Precision Measurement and Fundamental Constants*, Proc. Int. Conf. (NBS, Gaithersburg, MD 20760, August 3-7, 1970), D. N. Langenberg and B. N. Taylor, Eds., *Nat. Bur. Stand. (U.S.) Spec. Publ. 343*, pp. 17-25 (USGPO, August 1971).
- [B32] Hocker, L. O., Small, J. G., and Javan, A., "Extension of absolute frequency measurements to the 84  $\mu$  range," *Phys. Lett.*, **29A**, No. 6, pp. 321-323 (June 2, 1969).
- [B33] Josephson, B. D., "Supercurrents through barriers," *Adv. Phys.*, **14**, No. 56, pp. 419-451 (October 1965).
- [B34] Kamper, R. A., and Zimmerman, J. E., "Noise thermometry with the Josephson effect," *J. Appl. Phys.*, **42**, No. 1, pp. 132-136 (January 1971).
- [B35] Kovalevsky, J., "Astronomical time," *Metrologia*, **1**, No. 4, pp. 169-179 (October 1965).
- [B36] Langenberg, D. N., and Taylor, B. N., (Eds.), *Precision Measurement and Fundamental Constants*, Proc. Int. Conf. (NBS, Gaithersburg, MD 20760, August 3-7, 1970), *Nat. Bur. Stand. (U.S.) Spec. Publ.*, **343**, 543 pp. (USGPO, August 1971).
- [B37] Markowitz, W., Hall, R. G., Essen, L., and Parry, J. V. L., "Frequency of caesium in terms of ephemeris time," *Phys. Rev. Lett.*, **1**, No. 3, pp. 105-106 (August 1, 1958).
- [B38] McDonald, D. G., Risley, A. S., Cupp, J. D., and Evenson, K. M., "Harmonic mixing of microwave and far-infrared laser radiation using a Josephson junction," *Appl. Phys. Lett.*, **18**, No. 4, pp. 162-164 (February 15, 1971).
- [B39] McNish, A. G., "The basis of our measuring system," *Proc. IRE*, **47**, No. 5, pp. 636-643 (May 1959).
- [B40] NBS, "Mole adopted as International System Base Unit," *Nat. Bur. Stand. (U.S.) Tech. News Bull.*, **56**, No. 2, pp. 42-43 (USGPO, February 1972).
- [B41] NBS, "NBS to maintain legal volt using  $2e/h$  via the ac Josephson effect," *Nat. Bur. Stand. (U.S.) Tech. News Bull.*, **56**, No. 7, pp. 159-160 (USGPO, July 1972).
- [B42] Page, C. H., and Vigoureux, P. (Eds.), "The International System of Units," (American translation of "Le Système International d'Unités," 1970 OFFILB, 48 rue Gay-Lussac, F. 75, Paris 5 (Revised Edition 1972).), *Nat. Bur. Stand. (U.S.) Spec. Publ. 330*, 45 pp. (USGPO, April 1972).
- [B43] Parker, W. H., Langenberg, D. N., Denenstein, A., and Taylor, B. N., "Determination of  $e/h$  using macroscopic quantum phase coherence in superconductors. I. Experiment," *Phys. Rev.*, **177**, No. 2, pp. 639-664 (January 10, 1969).
- [B44] Petley, B. W., and Morris, K., "A measurement of  $2e/h$  by the a-c Josephson effect," *Metrologia*, **6**, No. 2, pp. 46-51 (April 1970).
- [B45] Sanders, J. H., and Wapstra, A. H., (Eds.), *Atomic Masses and Fundamental Constants*, Proc. 4th Int. Conf. on Atomic Masses and Fundamental Constants (Teddington, England, September 1971), Part 6, "Velocity of light," pp. 295-336 (Plenum Press, London, England, 1972).
- [B46] Simkin, G. S., "Establishment of a single time and length standard," translated from *Izmeritel'naya Tekhnika*, No. 10, pp. 6-10 (October 1968); *Meas. Tech. (USSR)*, No. 10, pp. 1308-1314 (Consultants Bureau, New York, NY 10011, October 1968).
- [B47] Sokoloff, D., and Javan, A., "Absolute frequency determination of  $9.3 \mu$  CO<sub>2</sub> laser transitions," *Bull. Am. Phys. Soc. - Series II*, **15**, No. 4, p. 505 (April 1970).
- [B48] Taylor, B. N., Parker, W. H., and Langenberg, D. N., "Determination of  $e/h$  using macroscopic quantum phase coherence in superconductors; implications for quantum electrodynamics and the fundamental physical constants," *Rev. Mod. Phys.*, **41**, No. 3, pp. 375-496 (July 1969).
- [B49] Terrien, J., "Scientific metrology on the international plane and the Bureau International des Poids et Mesures," *Metrologia*, **1**, No. 1, pp. 15-26 (January 1965).
- [B50] Terrien, J., "News from the International Bureau of Weights and Measures—the 54th meeting of the Comité International des Poids et Mesures," *Metrologia*, **1**, No. 1, pp. 55-56 (January 1966).
- [B51] Terrien, J., "Fundamental metrology—present state and recent progress in some important fields of fundamental metrology, and functions of consultative committees of the International Committee of Weights and Measures," *Metrologia*, **8**, No. 3, pp. 99-108 (July 1972).
- [B52] Warner, B., and Nather, R. E., "Wavelength independence of the velocity of light in space," *Nature (Lett.)*, **222**, No. 5189, pp. 157-158 (April 12, 1969).
- [B53] Wells, J. S., Evenson, K. M., Day, G. W., and Halford, D., "Role of infrared frequency synthesis in metrology," *Proc. IEEE (Lett.)*, **60**, No. 5, pp. 621-623 (May 1972).